

THE NEW

iX3



ALL BMW MODELS IN ONE APP.



DOWNLOAD THE **BMW Products** APP NOW
AND DISCOVER THE PLEASURE OF DRIVING.



HIGHLIGHTS
JOURNEY

MODELS

EQUIPMENT

TECHNICAL VALUES



Highlights

- Exterior design
- Interior design
- BMW Charging
- Driving dynamics

Models

- Inspiring package
- Impressive package

Genuine BMW accessories and equipment highlights

Exterior colour world

Wheels and tyres

Interior colour world

Technical values

BMW iX3 M Sport:

20" 890 M aerodynamic wheels bicolour with mixed tyres, exterior colour in M Carbon Black metallic, sport seats in Vernasca leather Mocha decorative stitching | Black, Aluminium Rhombic dark M interior trim with Pearl Chrome finishers.

The equipment ranges and configuration options with regard to standard and optional equipment of the individual models may vary after the editorial deadline of this medium on 30/04/2021. Your local BMW Partner is available to provide further details. Subject to change in design and equipment.

Stated prices apply for models available in Germany. All prices shown are BMW AG's recommended prices ex works excluding delivery charges.



CHANGE

CAN SOMETIMES SEEM
LIKE A CHALLENGE.

That's why at BMW i,
we believe in overcoming obstacles.

We have been pioneering electric
mobility for the past ten years –
and we will continue to be
at the forefront of positive change
in the future, too. To do that,
we want to discuss our ideas with you.
We want to embrace change together.

Because we believe
in the endless possibilities
of shaping the future and we believe
there are a lot of great reasons
to take that next step.

Let's take it together.
Let's make the future we want to live in
become reality.

LET'S MAKE CHANGE
HAPPEN.





DESIGN SHAPED BY DYNAMICS.

■ Electric eye-catcher: Even from the front, the modern presence of the new BMW iX3 attracts attention. With the specially interpreted M Sport package as standard, it stands out from the start: in the sporty, wide front apron, the almost completely closed kidney grille with BMW i badge sets an example for next-generation electromobility. The L-shaped air inlets are also a design highlight: here, accent elements in the signature colour blue translate the innovative claim of BMW i into exciting design.

■ In the side view, the fascinatingly powerful silhouette of the new BMW iX3 is the main feature of its dynamic appearance, while air breathers in M Design make its emphatically sporty orientation visible. The rear also emphasises its powerful character: in the confidently designed rear apron in M Sport package design, a dominant insert in high-gloss black with trim detailing in Frozen Grey interacting with blue accents show just how excitingly athletic electric driving can look.



WELCOME TO THE CENTRE STAGE.

Take a seat – and discover how exciting an interior can be: from sporty to modern to absolutely luxurious, you will find everything here to make a driving experience extraordinary. Large, uncluttered decors, clearly structured control islands and maximum seating comfort – in the new BMW iX3, every journey is an experience you will remember for a long time.

■ At the centre of the action: the high-resolution 12.3" control display shows all information in a clear and easy-to-read manner. Together with BMW i-specific displays in the instrument cluster, such as the charge level, you always know you are at the centre of the action.

■ Design highlights such as blue accents in the sport leather steering wheel, detailing on the gear selector lever, the BMW iX3 badge in the centre console or the blue Start/Stop button spread a modern, luxurious ambience that fascinates at first glance.

□ Dynamic comfort - the sport seats in **'Vernasca' leather with decorative stitching** not only look breathtakingly athletic, but also provide perfect support in every curve thanks to the comprehensive range of adjustments.



CHARGE FASTER. DRIVE FURTHER. ENJOY MORE. BMW CHARGING.

BMW Charging is our all-round carefree solution for charging your BMW. With BMW Charging products and services, you have a wide range of tailor-made offers for charging available at home and on the road. This includes the charging cable for public charging (mode 3), the Flexible Fast Charger and the BMW Charging Card as standard. Worldwide, you have access to a constantly growing network of charging points in city centres, car parks and along major traffic routes, including high-power charging stations for ultra-fast charging – with BMW Charging at

particularly good conditions. At the same time, the digital services of Connected Charging ensure greater convenience and transparency when charging by allowing them to be used at any time directly in the vehicle or via the My BMW app – whether at home or on the road. In addition, you will receive additional offers from us for home charging, including tailor-made package solutions for your exact needs. This also includes an installation service for your Wallbox or a special green electricity tariff.

EASY CHARGING NO MATTER WHERE YOU ARE, WITH THE BMW CHARGING CARD AND CHARGING CABLE FOR PUBLIC CHARGING.

■ Long journeys are a particular pleasure with the new BMW iX3 – after all, you already have everything you need to charge along the way: The **BMW Charging Card** enables you to seamlessly access an extensive international charging network – including ultra-quick charging stations for ultra-fast charging. Enjoy especially attractive public charging fees that are optimised in Europe for your specific market, established exclusively for BMW drivers – and with no basic fee to pay in the first year for new vehicle customers. With the **fast charging cable (mode 3) for public charging** using alternating current (AC) as standard, you only need to connect your new BMW iX3 conveniently and safely to an AC charging post of the BMW Charging network – and simply start charging.

DIGITAL SERVICES BY CONNECTED CHARGING.

■ With the **Connected Charging** digital services, you use the range of your BMW i model efficiently while remaining flexible at all times. The system assists you in the search for public charging stations and provides important information in advance. The app also gives you an overview of relevant vehicle data.

□ With the **BMW smartphone app**, you can keep an eye on the battery charge or the last charging cycles of your vehicle at all times. You can easily and conveniently be informed about important events via push notifications – for example, about the successful completion of the charging process. This allows you to plan your journey optimally by proactively receiving suggestions for charging stops with additional information on charging stations and points of interest nearby.

■ Standard equipment □ Optional equipment

Flexible
charging with up to
11 kW
of output



AT HOME EVERYWHERE – FLEXIBLE AND MOBILE CHARGING WITH THE FLEXIBLE FAST CHARGER.

■ The standard **Flexible Fast Charger** offers maximum flexibility when charging at home. The quick charger always adapts to the charging infrastructure thanks to the available cable adapters and can be connected to both household and industrial sockets. You can take the compact, light Flexible Fast Charger with you wherever you go and also charge your BMW in another "home" location, for example a second or holiday home.





BMW WALLBOX FOR FAST AND CONVENIENT CHARGING AT HOME.

□ The BMW Wallbox¹ offers you safe, stress-free and convenient charging. With the permanently installed robust and outdoor-ready BMW Wallbox, you can charge quickly and reliably with currently up to 22 kW (3-phase)². In addition to its compact dimensions in typical BMW design, the BMW Wallbox also offers convenient cable management including connector and wall mount. Thanks to the integrated current leakage detection and a service app, installation is simple and cost-effective – you can book this service for the BMW Wallbox right away.

SMART WALLBOX.

□ Even smarter charging at home: in addition to a charging power up to 22 kW² the Smart Wallbox¹ offers our partners comprehensive connectivity. This makes smart, additional services for intelligent charging possible. For instance, the Smart Wallbox can be integrated into an existing home energy management system and conveniently controlled online. Accurate registering and billing of charging processes is also possible.

ALL AROUND COMFORT: ADDITIONAL OFFERS OF BMW CHARGING.

Enhance your charging equipment with customised BMW Charging solutions. For instance, with a Wallbox to charge your vehicle from home even more conveniently. Our installation service will be happy to connect and install it at home for you. How about a green electricity tariff based on

renewable energy, including for at-home charging? The ultimate in low-emission charging and driving with your new BMW iX3. The options are almost endless – with BMW Charging you can experience the fully fledged variety of modern mobility.

ULTRA-FAST CHARGING HAS A NAME: IONITY.

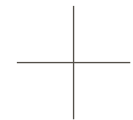
On the road, you have access to BMW Charging's ever-growing public charging network, which includes a wide range of High Power Charging (HPC) stations, e.g. from our partner IONITY along the main traffic routes throughout Europe. These charging points can be displayed by the navigation system in the vehicle or by an app – all you need to do is set the appropriate filter. This enables ultra-fast charging with direct current (DC) at an HPC charging point: The battery of a new BMW iX3, for example, can be charged from 0 to 80 percent in less than 34 minutes with up to 150 kW charging power.



■ Standard equipment □ Optional equipment

¹ Equipment available as an option from Original BMW i Accessories.

² Up to 11 kW in the BMW iX3.



TO ANY DESTINATION.
AND BEYOND.

■ No matter how boundless your ideas are – with the new BMW iX3 they become reality. Its high range of up to 460 kilometres reliably takes you to your destinations in everyday life – with a driving experience that leaves every wish far behind in terms of sporting character and agility.

This is also helped by a dynamic yet highly efficient drive concept that intelligently and adaptively recovers energy during braking, for example, to increase the range - and thus the driving pleasure – of the new BMW iX3.

Thanks to an adaptive range display, you also always know exactly when it's time for a short charging break. In addition to the charging stations, additional and useful information is displayed, such as the connector type, availability or interesting places nearby to make the most of the charging time. If the range is not sufficient to reach your desired destination, the route optimised for charging automatically adds charging stops to your route. So you can travel comfortably and worry-free at all times.

■ Standard equipment □ Optional equipment



INSPIRING PACKAGE.



■ When open, the Panorama glass roof provides a great deal of fresh air. Closed, it creates a bright, light-flooded atmosphere in the interior. It opens and closes completely automatically at the push of a button or with the vehicle key, and is equipped with slide and lift functions, roller sunblind and wind deflector.



■ The Instrument panel and door panels in Sensatec lend the interior of the vehicle a highly exclusive atmosphere.



■ Adaptive LED headlights with low-beam and high-beam headlights include LED turn indicators, BMW Selective Beam and Adaptive headlights.



■ 19" aerodynamic wheels 842 Bicolour Jet Black, gloss-lathed, wheel size 8J x 19 with 245/50 R19 tyres.

■ 'Alexa, turn on the light in the living room.' Enjoy the convenience of Amazon's voice service Alexa in your BMW, just like you do at home.



■ Driving Assistant Professional offers optimum comfort and safety during monotonous or complex traffic situations.

STANDARD "INSPIRING" MODEL EXTERIOR EQUIPMENT:

- Adaptive LED headlights
- 19" aerodynamic wheels 842 Bicolour
- Adaptive suspension
- M high-gloss Shadow Line
- M roof rails high-gloss Shadow Line
- Mineral White metallic paint finish; other colours available
- Active Protection
- Acoustic protection for pedestrians

STANDARD "INSPIRING" MODEL INTERIOR EQUIPMENT:

- Sports seats for driver and front passenger in Sensatec perforated Black; other upholstery available
- Seat heating for driver and front passenger
- Seat adjustment, electric with memory for driver
- Seat backrest adjustment in the rear
- BMW Live Cockpit Professional
- Remote Software Upgrade with the option of booking e.g. Adaptive M suspension at a later date
- Driving Assistant Professional
- Parking Assistant
- Interior and exterior mirror package
- Panorama glass roof
- Ambient light
- Storage compartment package
- Galvanic embellisher for controls
- Instrument panel in Sensatec
- Interior trim finishers in Black high-gloss with highlight trim finisher in Pearl Chrome; other trims available
- Automatic air conditioning with 3-zone control
- Pre-heating
- Charging cable (mode 3) for public charging
- Through-loading system
- Automatic tailgate operation

■ Standard equipment □ Optional equipment

The availability of some equipment features, functions and digital services depends on engine versions or additional optional equipment. The offer structure as well as market and production availability may vary. For detailed information about availabilities, duration and costs, contact your local BMW authorised workshop.

IMPRESSIVE PACKAGE.



■ The individually adjustable Sport seats for the driver and front passenger feature numerous manual adjustment options, including fore-and-aft position, and the backrest and seat angle. Addition for the driver: backrest width adjustment. Thanks to larger seat and backrest bolsters, and well-defined side bolsters, they provide excellent ergonomics and a high degree of lateral support.



■ With BMW Gesture Control, certain functions can be operated by means of defined hand movements. For certain operations the system will for example recognise gestures such as 'swiping' or 'pointing' for accepting or rejecting an incoming call, or circular motions of the index finger to adjust volume.




■ Harman Kardon surround sound system with 464 watt digital amplifier, vehicle-specific equalising and loudspeakers with chrome detailing.



■ 20" M aerodynamic wheels 890 M Bicolour Jet Black with mixed tyres, gloss-lathed, wheel size 8J x 20 with 245/45 R20 tyres, wheel size rear 9.5J x 20 with 275/40 R20 tyres.

■ The full-colour BMW Head-up display¹ projects information relevant to the journey directly into your field of vision, thereby allowing you to fully concentrate on driving. Information such as the current speed, navigation directions, Speed Limit Info, along with telephone and entertainment lists are displayed on an equipment-specific basis.



"IMPRESSIVE" MODEL ADDITIONAL EXTERIOR EQUIPMENT FEATURES COMPARED TO THE "INSPIRING" MODEL:

- 20" M aerodynamic wheels 890 M Bicolour with mixed tyres
- Comfort Access

"IMPRESSIVE" MODEL ADDITIONAL INTERIOR EQUIPMENT FEATURES COMPARED TO THE "INSPIRING" MODEL:

- Sport seats for driver and front passenger in leather 'Vernasca' Black with decorative stitching; other upholstery available
- Lumbar support for driver
- BMW Head-Up Display
- BMW Gesture Control
- Parking Assistant Plus
- Harman Kardon surround sound system
- BMW IconicSounds Electric
- Acoustic glazing

■ Standard equipment □ Optional equipment

¹ The information in the BMW Head-Up Display is not fully visible when viewed through polarised sunglasses. Content shown will depend on the equipment options chosen. Further optional equipment is required to display specific items.

² Function may be limited in darkness, fog or bright glare.



■ The Parking Assistant Plus² makes parking and manoeuvring the vehicle easier. It features among others the Surround View system including Top View, Panorama View, Remote 3D View, as well as a lateral parking aid, the emergency braking function Active Park Distance Control, Parking Assistant with longitudinal and lateral guidance and Reversing Assistant.

The availability of some equipment features, functions and digital services depends on engine versions or additional optional equipment. The offer structure as well as market and production availability may vary. For detailed information about availabilities, duration and costs, contact your local BMW authorised workshop.

GENUINE BMW ACCESSORIES AND EQUIPMENT HIGHLIGHTS.



o Black/titanium silver lockable roof box, accessible from both sides with a capacity of 520 litres, compatible with all BMW roof rack systems.



o 19" BMW aerodynamic wheel Double-spoke style 842 in Jet Black. Winter complete wheel with tyre pressure monitor and run-flat tyre, wheel size 8J x 19.



o Light, stable BMW rear bike rack Pro 2.0 for two bikes/e-bikes. Maximum load of 60 kg, can be compactly folded together.




□ BMW IconicSounds Electric enhances the emotional experience of purely electric driving with sound productions.



■ The recuperation system converts the kinetic energy generated during deceleration into electricity and feeds this into the drive's high-voltage battery.



EXTERIOR COLOUR WORLD.



■ Metallic A96 Mineral White




■ Metallic A72 Cashmere Silver




■ Metallic A90 Sophisto Grey Brilliant Effect



■ Metallic 416 M Carbon Black



■ Metallic C1M Phytionic Blue



■ Metallic C3C Piemont Red

WHEELS AND TYRES.



■ 19" aerodynamic wheels 842 Bicolour Jet Black, gloss-lathed, wheel size 8J x 19 with 245/50 R19 tyres.



□ 20" M aerodynamic wheels 890 M Bicolour Jet Black with mixed tyres, gloss-lathed, wheel size front 8J x 20 with 245/45 R20 tyres, wheel size rear 9.5J x 20 with 275/40 R20 tyres.

■ Standard equipment □ Optional equipment

[Colour samples] These colour samples are intended as an initial guide to the colours and materials available for your BMW. However, experience has shown that printed versions of paint, upholstery and interior trim colours cannot in all cases faithfully reproduce the appearance of the original colour. Please discuss your preferred colour choices with your BMW partner or in your dealership. There you can also see original samples and be assisted with special requests.

The availability of some equipment features, functions and digital services depends on engine versions or additional optional equipment. The offer structure as well as market and production availability may vary. For detailed information about availabilities, duration and costs, contact your local BMW authorised workshop.

INTERIOR COLOURS.

UPHOLSTERY COLOURS



■ Sensatec KHRI perforated Cognac



■ Sensatec KHSW perforated Black



□ Leather 'Vernasca' MAOI Oyster with decorative stitching, interior colour Black¹



□ Leather 'Vernasca' MAMU Mocha with decorative stitching, interior colour Black¹



□ Leather 'Vernasca' MANL Black, contrast stitching Blue, interior colour Black¹


INTERIOR TRIM FINISERS



■ Interior trim finishers in Black high-gloss with highlight trim finisher Pearl Chrome



□ Interior trim finishers in Aluminium fine brushed with highlight trim finisher in Pearl Chrome



□ M interior trim finishers Aluminium Rhombicle dark with highlight trim finisher Pearl Chrome



□ Fine-wood trim 'Fineline' Cove with highlight trim finisher Pearl Chrome



□ Fine-wood trim Ash Trunk open-pored with highlight trim finisher Pearl Chrome

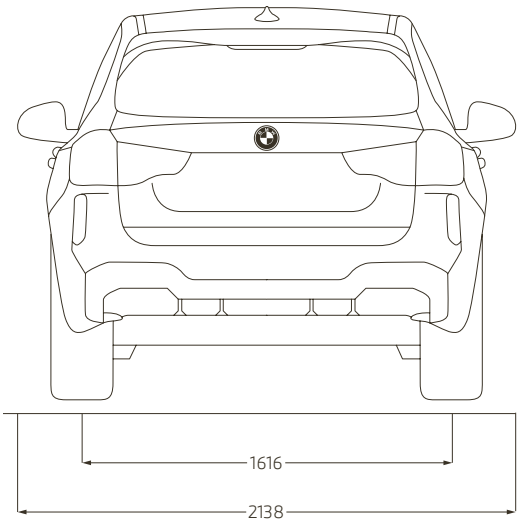
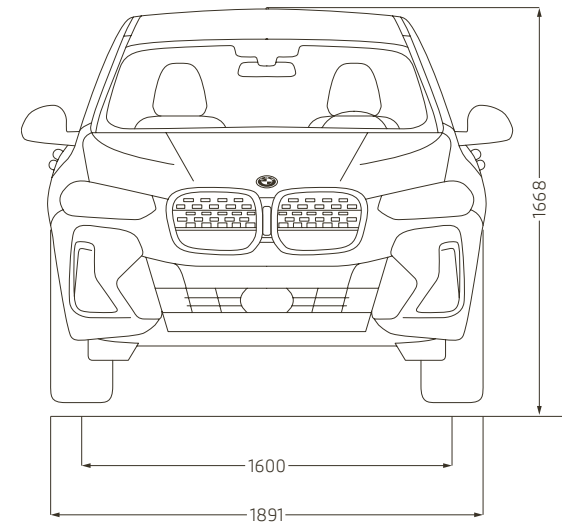
■ Standard equipment □ Optional equipment

¹ Available as standard in conjunction with Impressive model. The availability of some equipment features, functions and digital services depends on engine versions or additional optional equipment. The offer structure as well as market and production availability may vary. For detailed information about

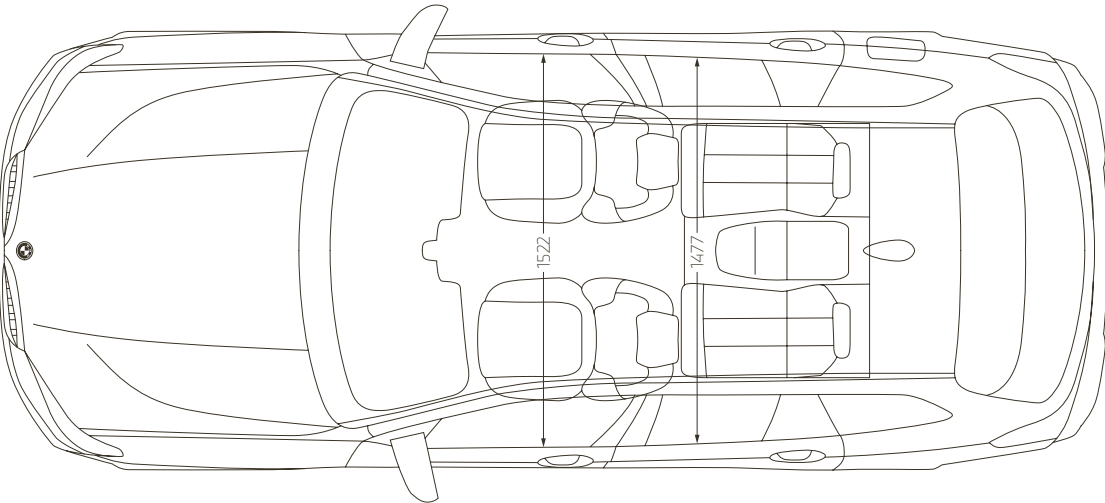

availabilities, duration and costs, contact your local BMW authorised workshop. Please note that even normal long- or short-term use can lead to unrecoverable upholstery damage. This can be caused in particular by non-colourfast clothing. Please note that the interior colour depends on the selected upholstery colour.

TECHNICAL VALUES.

iX3 M Sport		
Weight and volume		
Unladen weight EC¹	kg	2255
Maximum permissible weight	kg	2725
Luggage capacity	l	510–1560
Power and torque²		
Maximum system power	kW (hp)	210 (286)
Maximum system torque	Nm	400
Lithium-ion high-voltage battery		
Net battery capacity	kWh	73.8
Charging time (0–100 %)³	h	–
Charging time (AC 0–100 %)⁴	h	7.5
Charging time (DC 10–80 %)⁴	min	32
Power transmission		
Type of drive	–	Rear-wheel
Standard transmission	–	Steptronic
Performance		
Top speed	km/h	180
Acceleration 0–100 km/h	s	6.8
Consumption, pollutant emission², ⁵, ⁷, ⁹ and range		
Exhaust emissions standard (type-certified)	–	–
Combined power consumption, EC AC Charge Deplete⁶	kWh/100 km	18.9–18.5
Electric range, EAER combined⁸	km	453–461
Wheels/tyres		
Standard wheels	Front: Rear:	245/50 R19 105 W XL 245/50 R19 105 W XL



TECHNICAL VALUES.



The dimensions in the technical drawing are in millimetres and may vary depending on the model and optional equipment.

The figures for driving performance, fuel consumption and carbon dioxide refer to vehicles with standard transmission.

¹ The EC unladen weight refers to a vehicle with standard equipment and does not include any optional extras. The unladen weight includes a 90 % full tank and a driver weight of 75 kg. Optional equipment may affect the weight of the vehicle, the payload and the top speed if the selected equipment has an impact on the vehicle's aerodynamics.

² Performance data of petrol engines apply to vehicles using RON 98 fuel. Fuel consumption data apply to vehicles using reference fuels in accordance with EU Regulation 715/2007. Unleaded RON 91 and higher with a maximum ethanol content of 10 % (E10) may also be used. BMW recommends RON 95 unleaded premium grade fuel.

³ Dependent on the local electricity infrastructure. Stated charging time based on an AC charging output of 3.7 kW.

⁴ Dependent on the local electricity infrastructure.

⁵ Official data for fuel consumption, CO₂ emissions, power consumption and electric range were determined in accordance with the prescribed measurement procedure and correspond to European Regulation (EC) 715/2007 in the applicable version. In the event of ranges, data determined as per WLTP takes into account any optional equipment (available on the German market in this case). For vehicles that have been newly type approved since 1 January 2021, only the official data according to WLTP exist. For more information about NEDC and WLTP measuring procedures visit www.bmw.com/wltp

⁶ The combined power consumption depends on the selected wheel and tyre sizes.

⁷ From 1 September 2017, certain new vehicles are tested according to the Worldwide Harmonised Light Vehicles Test Procedure (WLTP) before type approval is granted – WLTP provides a new, more realistic way of measuring fuel consumption and carbon dioxide. As of 1 September 2018, the WLTP replaced the New European Driving Cycle (NEDC), the previous test procedure. As a result of the more realistic test conditions, the fuel consumption and carbon dioxide emission values measured as per WLTP are, in many cases, higher than the values measured according to the NEDC.

⁸ Range depends on various factors, in particular: individual driving style, route characteristics, outside temperature, heating/air conditioning, pre-conditioning.

⁹ Provisional figures; any missing figures were unavailable at the time of publication.

Of course, each vehicle is designed for economical recycling after its long-running life.
You can find more information regarding your end-of-life vehicle on our website
www.bmw.de/recycling

© BMW AG, Munich, Germany. Not to be reproduced wholly or in part without prior written permission of BMW AG, Munich.

411 009 503 51 2 2021 CB. Printed in Germany 2021.